

## DSP904 1.5W-6W Fireproof Ceiling Speaker



### Features

- Built-in 100v/70v transformer
- In-ceiling type loudspeaker
- 6.5" paper cone driver unit
- Rated power output at 1.5W-6W
- High sensitivity(92±2dB)
- Made of high-class steel
- Leaded wire case for fireproofing
- Fast installation by spring clip

### Description

The DSP904 is a ceiling speaker with a 70v/100v transformer built in. The 70v/100v transmission is realized in a high-voltage, low-current mode, which makes longer distance transmission and parallel connection of multiple loudspeakers possible.

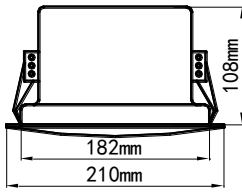
The built-in 6.5" speaker driver is designed of wide frequency response (200-14,000Hz), the multiple terminals 1.5W-10W can be applied to different occasions vary in area sizes and background noises; It is made of high-class steel and fixed by stamping, which ensures long-term durability, and will never be out of shape; Equipped with leaded wire case which is hard to burn for fireproofing; Spring clip clamp makes the easy and secure installation possible; Driver surround excellent damping, long life, clear and sonorous sounds.

It is an ideal choice for industrial and commercial applications in hotel, school, office and factory where background music and paging is needed.

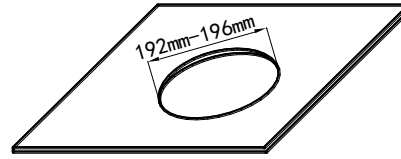
### Specification

MODEL	DSP904
FULL-RANGE	6.5" X 1
RATED POWER	1.5W
MAX POWER	6W
LINE INPUT	70/100V
SENSITIVITY(1M,1W)	92dB
MAX SPL(1M)	100dB
FREQ. RESPONSE	200-14,000Hz
CUTOUT SIZE	Ø192 - Ø196mm
DEMENSIONS(H x W x L)	108 x Ø182mm
WEIGHT	1.6kg

**DIMENSIONS**



**INSTALLATION HOLE**



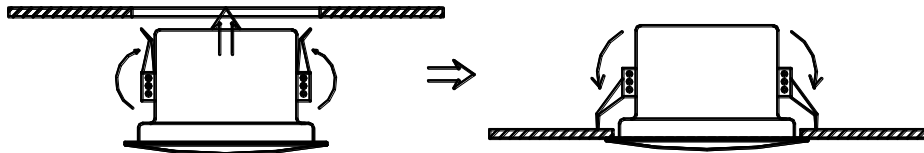
**Installation**

1. Cut a Ø192mm-Ø196mm installation hole on ceiling as shown above.
2. Connect the audio broadcasting wire to the terminals according to the table below;

Power Line Voltage Terminals	70V	100V
Black--- Yellow	1.5W	3 W
Black--- Blue	3 W	6 W
Black---White	5 W	--

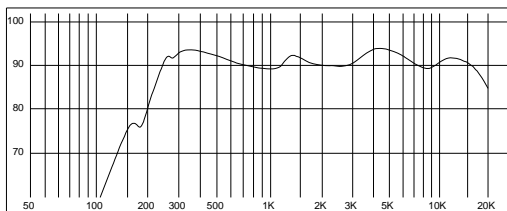
**Notice:** Only when broadcasting wire is quite long and with high impedance .

3. Turn up the clamps of the speaker and insert them into the installation hole on ceiling and then release them as shown below. **Put on your gloves for safety is recommended.**



**FREQ. RESPONSE**

(dB SPL、1W、1m)



**DISTORTION**

(THD< 1.5% 1W、1m、250Hz-16KHz)

